

Development of Mathematics Web-based Learning on Table Set-Up Activities

by Gusti Ayu Dessy Sugiharni

Submission date: 15-Apr-2023 12:53PM (UTC+0700)

Submission ID: 2065115702

File name: Paper_14-Development_of_Mathematics_Web_based_Learning.pdf (880.23K)

Word count: 8301

Character count: 36258

Development of Mathematics Web-based Learning on Table Set-Up Activities

Gusti Ayu Dessy Sugiharni¹, I Made Ardana², I Gusti Putu Suharta³, I Gusti Putu Sudiarta⁴

Doctorate Program on Educational Science, Universitas Pendidikan Ganesha, Bali, Indonesia¹

Department of Mathematics Education, Universitas Pendidikan Ganesha, Bali, Indonesia^{2,3,4}

Abstract—This paper aimed to discuss product design and expert validation of the mathematics web-based learning table set up activities in the hospitality industry. This research was a type of Research and Development, which aimed to develop a new product. The experts involved in this study were four experts. There were two experts in the field of learning technology as media validators and two experts in the field of mathematics education as material validators. In the process of validating the mathematics web-based learning in this study, using a questionnaire that had been prepared to evaluate it as a research instrument. This research had produced mathematics web-based learning which consists of five parts, namely, the initial part to recall about the Cartesian coordinates; the translation sub-material section; the reflection sub-material section; the rotation sub-material section; and the dilatation sub-material section. In the review activity by experts, the average percentage of material validators was eighty five percent, its means is very good and the average percentage of media validators was ninety five its means is very good also. It showed that this mathematics web-based learning can be said to be proper to use.

Keywords—Development; web-based learning; mathematics; table set-up; activities

I. INTRODUCTION

Mathematics subjects have a quite unique and important part in the competence learning of the tourism department [1]-[2]. Understanding the right concepts in learning mathematics can train transcendental reasoning, range of thinking, and solving a case[3]-[4]. This will make students accustomed to completing case studies in tourism in a more analytical and realistic manner[5]. In general, this is in accordance with the statement which stated that mathematics shows outstanding skills in a person, both in terms of concretizing something abstract, finding the right solution in a case, as well as the power of thinking on an object[6]-[7].

In reality, mathematics is one of the subjects that are less attractive to Tourism Vocational School students[8]-[9]. This is because it is considered a difficult subject to learn and most students have not realized and understood the true meaning of mathematics[10]. This is in accordance with the opinion that most students do not want to focus on learning mathematics because of the assumption that mathematics is difficult, scary, boring and some people hate mathematics so that every time they take part in learning mathematics, someone immediately feels unwell[11]-[14].

Factors from students and teachers become the basis for the reason why many students are less interested in learning

mathematics[15]. The factor from the students that became the basis for the reason was the classical view of students, namely that mathematics is a difficult subject to learn[16]. The factor from the teacher that became the basis for the reason was the difficulty of the teacher in finding the right method to lead students to participate in mathematics learning voluntarily without feeling coercion directly[17]. This difficulty causes students to feel bored and not enthusiastic to take part in learning mathematics[18]. This is supported by the opinion which stated that the difficulty in selecting methods that can be used to make students understand in learning mathematics is a teacher difficulty[19]. Another factor that causes students' lack of interest in learning mathematics is because the form of teaching materials has not been able to raise awareness of the importance of mathematics[20]. Teaching materials that still feature algorithms and formula derivations, raise students' assumptions about solid material, feel less clear and it is difficult to understand the material because of a dislike for math subjects[21]. This is supported by the results of research showing that: 1) learning by using textbooks is not liked by students, because it creates a sense of being lost in dense material and emphasizes algorithms so that students have difficulty accepting mathematics learning[22]; 2) The presentation of learning that is commonly done by teachers has not been able to arouse students' desire to learn, so students are not quite ready to receive lessons [23]; 3) students do not feel challenged to work on the questions available in mathematics learning, because the examples of questions and practice questions provided are difficult to understand [24].

In addition, Tourism Vocational School students only focus on the competencies of the majors they choose[25]. Many students think that Mathematics is not so applied in Business World or Industrial World where they carry out On the Job Training or their place to find work after graduating from Vocational High School[26]. Some explorations have also been carried out by Mathematics teachers, but the number of students who have an interest can still be counted on the fingers[27]. Students' understanding of the many mathematical concepts that can be applied in solving problems related to the tourism sector is still so minimal[28]. This causes the sinking of students' desire to study mathematics voluntarily[29].

Overcoming these problems requires the development of teaching materials that can make Tourism Vocational Schools' students interested in learning mathematics. The teaching materials is able to developed can be in the form of mathematics web-based learning[30]-[31]. Applications in the form of colorful pictures with interesting characters and

mathematical material treats in it[33]-[32]. The reality in the field is that there are many mathematical learning applications that have been developed. Some even carry applications with the STEM concept[34]. However, there is no mathematics web-based learning that carries the theme of tourism practice, so that Tourism Vocational School students understand that mathematics learning is also used in the work practice of the tourism industry.

Based on this, this research was conducted to develop an application for learning mathematics that was raised in industrial work practices in one part of the food and beverage service. The material used in the development of this mathematics web-based learning is Transformation material. Where this Transformation material is raised in the table set up, that is the one of tourism practice activity.

II. METHOD

This research was a type of Research and Development (R&D), which aimed to develop a new product. The development activities carried out in this research were focused on product design and formative evaluation. The stages carried out consist of the Preliminary Research and Prototyping Stage.

A. Preliminary Research

The steps taken at this stage were literature studies to look for problems related in schools learning as well as deficiencies in existing mathematics learning. Field surveys to complement and strengthen the findings in the literature study also taken. This stage aimed to obtain information on problems in mathematics material and deficiency of previous instructional media. The field survey consisted of interviews with three teachers and distributing questionnaires to one hundred and eighteen students.

B. Prototyping Stage

The manufacture and improvement of product prototypes as a problem-solving medium obtained earlier was carried out at this stage, after finding problems in the learning process at the preliminary research stage. This stage consists of designing design guidelines, optimizing prototypes, formative evaluations. In the formative evaluation activity, it is the product evaluation stage (prototype) that had been made previously[35]. The prototype was tested in several stages of formative evaluation, including: 1) Research team members examined the design using a list of important characteristics from the intervention components; 2) A group of experts provide responses related to the intervention prototype. The experts involved in this study were 2 (two) experts in the field of learning technology as media validators and 2 (two) experts in the field of mathematics education as material validators. Usually this is done using open and closed questionnaires or interviews; 3) Walkthrough: through face-to-face researchers together with users (teachers and students) reviewing the intervention prototype; 4) Micro Evaluation was intended to evaluate a small group of users (students) to use the intervention section in normal situations; 5) Try-out a number of user groups (students) using the intervention. On the focus of effectiveness evaluation, evaluators did it by test.

Expert validation questionnaires, student response questionnaires, and teacher response questionnaires were analyzed using a multilevel scale. The data obtained was quantitative data which was then translated into qualitative data. Respondents did not answer one of the qualitative answers on the multilevel scale model, but answered one of the quantitative answers which were provided. Five alternative answers were provided on a graded scale with a range of values from 0 to 4, which are shown in Table I.

TABLE I. CRITERIA FOR GRADED SCALE

Score	Criteria
4	Very Good
3	Good
2	Enough
1	Bad
0	Very Bad

The percentage of answers for each question indicator can be calculated using the following formula.

$$Percentage = \frac{\sum \text{all respondents score}}{\sum \text{respondents} \times 4} \times 100\%$$

The percentage of answers to all aspects of the question can be calculated using the following formula.

$$Percentage = \frac{\sum \text{overall score of respondent criteria}}{\sum \text{respondents} \times \sum \text{item} \times 4} \times 100\%$$

In addition to using a multilevel scale in the expert validation questionnaire, the answers to the conclusions from the validation results used the Guttman scale. The Guttman scale yields an unequivocal "yes-no" answer. The "adequate-not eligible" scale was used in this questionnaire. Drawing conclusions about the properly of the media used the following formula.

$$Percentage = \frac{\sum \text{answers of proper from respondents}}{\sum \text{respondents}} \times 100\%$$

III. RESULT AND DISCUSSION

A. Preliminary Research

In the Preliminary Research stage, several potentials and problems faced by students were found based on the results of the preliminary research questionnaire presented in Table II. The potential and the problem was that students were less interested in learning mathematics because of the assumption that mathematics has nothing to do with tourism activities. According to them, productive learning activities are more important and more fun to carry out than learning mathematics. Students feel lazy and find it difficult to learn mathematical material contained in textbooks. And there was no mathematics learning media that can link productive learning with mathematics learning. This was supported by the results of interviews with mathematics subject teachers which can be concluded as follows. 1) Most students feel lazy and have

difficulty in learning mathematics; 2) Some students feel less helped by the teaching materials which they use in learning mathematics; 3) The teaching materials used in learning mathematics are quite varied, it's just that there are no learning media that can be collaborated with productive learning; 4) When applying mathematics learning media that can be downloaded from the internet, students play with their cellphones instead of studying; 5) The mathematics material

that they should have learned, especially in XI grade, was simply missed when they had carried out the On the Job Training program; 6) Educators expect mathematics material to be linked and collaborated with vocational practice activities; 7) Some students who think that mathematics is not important prefer to participate in vocational activities, even though they already know that they are lagging behind in learning mathematics.

TABLE II. RESULTS OF PRELIMINARY RESEARCH QUESTIONNAIRE

No.	Subject	Item											Total	Percentage (%)
		1	2	3	4	5	6	7	8	9	10	11		
1	P1S1	1	0	1	0	1	0	1	0	1	1	0	6	54.55
2	P1S2	1	0	1	1	0	0	1	1	1	0	1	7	63.64
3	P1S3	0	1	1	0	1	0	1	0	0	1	1	6	54.55
4	P1S4	0	1	0	0	1	1	1	0	1	1	1	7	63.64
5	P1S5	1	0	0	1	1	0	1	0	0	1	0	5	45.45
6	P1S6	0	1	0	1	1	1	1	1	1	0	0	7	63.64
7	P1S7	1	1	1	0	1	1	0	1	0	1	0	7	63.64
8	P1S8	0	0	0	1	0	1	1	1	1	0	0	5	45.45
9	P1S9	1	1	1	0	0	1	1	0	1	0	0	6	54.55
10	P1S10	0	1	0	1	0	0	0	1	0	0	1	4	36.36
11	P1S11	1	0	0	1	1	1	1	0	1	0	1	7	63.64
12	P1S12	0	1	0	1	0	1	1	1	0	1	1	7	63.64
13	P1S13	1	1	1	0	1	1	1	0	0	1	0	7	63.64
14	P1S14	0	1	0	1	0	1	0	1	1	0	0	5	45.45
15	P1S15	1	0	0	1	1	0	0	1	0	1	0	5	45.45
16	P1S16	0	1	0	1	0	1	0	0	1	1	1	6	54.55
17	P1S17	1	0	0	1	1	0	0	1	0	0	1	5	45.45
18	P1S18	0	1	1	1	0	1	1	0	0	1	1	7	63.64
19	P1S19	1	0	1	0	1	1	0	1	0	1	1	7	63.64
20	P1S20	1	1	0	0	1	0	1	1	1	1	1	8	72.73
21	P1S21	0	0	1	0	1	1	0	1	0	1	0	5	45.45
22	P1S22	1	0	1	0	1	1	1	0	1	0	1	7	63.64
23	P1S23	1	1	0	1	0	1	1	0	1	0	1	7	63.64
24	P1S24	0	1	0	1	1	1	1	1	0	0	0	6	54.55
25	P1S25	1	0	0	1	1	1	1	0	1	0	1	7	63.64
26	P1S26	0	1	0	1	0	1	0	1	0	1	1	6	54.55
27	P1S27	1	1	1	0	1	0	0	1	0	1	0	6	54.55
28	P1S28	1	1	0	1	0	1	0	1	1	0	0	6	54.55
29	P1S29	1	0	1	0	0	1	1	1	0	1	0	6	54.55
30	P1S30	1	1	0	1	0	1	1	0	0	1	1	7	63.64
31	P2S1	1	0	1	0	0	0	0	1	0	1	0	5	45.45
32	P2S2	1	1	0	0	1	1	0	0	1	1	1	7	63.64
33	P2S3	1	0	1	0	1	0	1	0	0	1	1	6	54.55
34	P2S4	1	1	1	0	0	1	0	0	1	0	1	6	54.55
35	P2S5	0	1	1	1	1	0	0	1	0	0	1	6	54.55
36	P2S6	1	1	1	1	0	1	0	0	1	0	0	6	54.55
37	P2S7	1	0	0	1	0	1	0	1	1	1	1	7	63.64
38	P2S8	0	1	1	0	0	0	1	1	0	1	0	6	54.55
39	P2S9	1	1	0	1	0	1	1	1	0	0	1	7	63.64
40	P2S10	1	1	0	1	1	0	1	0	1	0	1	7	63.64
41	P2S11	0	1	0	1	1	1	1	1	0	1	0	7	63.64
42	P2S12	1	0	0	0	1	1	1	1	1	0	0	6	54.55
43	P2S13	0	1	0	1	1	1	0	0	0	1	0	5	45.45
44	P2S14	0	1	0	1	0	1	1	1	1	0	1	7	63.64
45	P2S15	1	1	1	0	0	0	0	1	0	1	0	6	54.55
46	P2S16	1	0	0	1	0	1	1	1	0	0	0	5	45.45
47	P2S17	0	1	0	1	0	1	1	0	1	0	1	6	54.55
48	P2S18	1	0	0	1	1	1	0	1	0	1	1	7	63.64
49	P2S19	0	1	0	1	0	1	0	0	1	0	1	5	45.45
50	P2S20	1	1	1	1	1	0	0	1	0	1	0	7	63.64
51	P2S21	1	0	1	0	0	1	0	1	1	0	0	5	45.45
52	P2S22	1	1	1	1	0	0	1	0	0	1	0	6	54.55
53	P2S23	1	1	1	1	0	1	0	1	0	1	1	8	72.73
54	P2S24	1	0	0	1	1	0	0	1	1	0	1	6	54.55

55	P2S25	1	1	1	1	0	1	0	1	0	1	0	7	63.64
56	P2S26	0	1	0	0	1	1	1	1	1	0	0	6	54.55
57	P2S27	1	0	0	1	1	1	1	0	0	1	0	6	54.55
58	P2S28	0	1	0	1	1	1	0	0	1	0	1	6	54.55
59	P2S29	0	1	1	0	1	1	1	1	0	0	1	7	63.64
60	P2S30	1	0	1	0	1	0	1	0	1	0	1	6	54.55
61	P3S1	1	1	1	1	0	0	0	1	1	0	1	7	63.64
62	P3S2	0	1	1	0	1	0	1	1	0	1	1	7	63.64
63	P3S3	0	1	0	1	1	0	1	0	1	1	1	7	63.64
64	P3S4	1	0	0	1	1	1	0	0	1	0	1	6	54.55
65	P3S5	0	1	0	0	0	0	1	0	1	1	1	5	45.45
66	P3S6	1	1	1	1	1	0	1	0	0	1	0	7	63.64
67	P3S7	0	1	0	1	1	1	0	1	1	0	0	6	54.55
68	P3S8	1	1	1	0	0	1	0	1	0	1	0	6	54.55
69	P3S9	0	1	0	1	1	0	0	1	1	1	1	7	63.64
70	P3S10	1	0	0	1	0	1	0	1	1	1	1	7	63.64
71	P3S11	0	1	0	1	1	1	1	0	1	0	0	6	54.55
72	P3S12	1	1	1	1	1	0	0	1	0	0	1	7	63.64
73	P3S13	1	1	1	0	1	1	1	0	0	1	1	8	72.73
74	P3S14	0	1	1	1	1	1	0	1	0	1	0	7	63.64
75	P3S15	1	0	0	0	1	0	1	1	1	1	1	7	63.64
76	P3S16	1	1	1	1	0	0	1	1	0	1	1	8	72.73
77	P3S17	0	1	1	0	1	0	1	0	1	1	1	7	63.64
78	P3S18	0	1	0	0	0	1	1	1	1	1	1	7	63.64
79	P3S19	1	0	0	1	1	1	1	1	1	1	0	8	72.73
80	P3S20	0	1	0	1	1	1	0	1	1	0	1	7	63.64
81	P3S21	1	1	1	1	1	1	1	1	0	1	0	9	81.82
82	P3S22	1	0	0	1	1	1	1	0	1	0	0	6	54.55
83	P3S23	0	1	1	0	1	1	0	1	0	1	0	6	54.55
84	P3S24	1	1	1	1	0	1	1	1	1	1	1	10	90.91
85	P3S25	1	0	0	0	1	0	1	1	1	0	0	5	45.45
86	P3S26	1	1	1	1	0	0	1	1	1	1	1	9	81.82
87	P3S27	1	1	1	0	1	0	1	1	0	1	1	8	72.73
88	P3S28	0	0	1	0	1	0	1	0	1	1	1	6	54.55
89	P3S29	1	1	0	0	0	1	0	0	1	1	1	6	54.55
90	P4S1	1	0	1	0	1	0	1	0	1	1	1	7	63.64
91	P4S2	1	1	0	1	1	0	1	0	0	1	0	6	54.55
92	P4S3	1	0	1	0	1	0	1	1	1	0	0	6	54.55
93	P4S4	1	1	1	1	0	0	1	1	0	1	0	7	63.64
94	P4S5	0	1	0	0	1	0	0	1	1	1	1	6	54.55
95	P4S6	1	0	0	1	1	1	1	1	1	0	0	7	63.64
96	P4S7	0	1	0	1	1	1	1	0	0	1	0	6	54.55
97	P4S8	1	0	0	1	1	1	1	1	1	0	0	7	63.64
98	P4S9	1	1	1	0	1	0	1	1	0	1	0	7	63.64
99	P4S10	0	1	0	1	0	0	1	0	1	1	1	6	54.55
100	P4S11	1	0	0	0	1	0	1	1	1	1	1	7	63.64
101	P4S12	0	1	0	1	1	1	0	1	0	0	0	5	45.45
102	P4S13	1	1	0	1	0	1	1	0	0	1	1	7	63.64
103	P4S14	0	1	0	1	1	1	0	1	0	1	1	7	63.64
104	P4S15	1	0	0	0	1	1	0	1	1	1	0	6	54.55
105	P4S16	0	1	0	1	1	0	1	0	0	1	1	6	54.55
106	P4S17	1	1	1	1	1	1	0	1	0	0	1	8	72.73
107	P4S18	1	1	1	0	0	1	1	0	0	1	1	7	63.64
108	P4S19	1	1	0	1	0	1	0	1	0	1	1	7	63.64
109	P4S20	1	1	1	0	0	1	1	1	0	1	0	7	63.64
110	P4S21	1	0	0	1	0	1	1	1	1	0	0	6	54.55
111	P4S22	0	1	1	0	1	0	1	1	0	1	0	6	54.55
112	P4S23	1	1	0	1	0	0	0	1	1	1	1	7	63.64
113	P4S24	1	1	1	0	1	0	1	0	1	1	0	7	63.64
114	P4S25	0	0	1	0	1	1	1	1	0	1	1	7	63.64
115	P4S26	1	1	0	0	1	0	0	1	1	1	1	7	63.64
116	P4S27	1	0	1	0	1	0	1	0	1	0	1	6	54.55
117	P4S28	1	1	1	1	1	1	0	0	1	1	1	9	81.82
118	P4S29	1	1	1	0	0	0	1	0	1	1	1	7	63.64

B. Prototyping Stage

In the Prototyping stage, the researcher made a plan to determine the Basic Competence and Student Learning Experience and made a feasibility instrument. The selection of subject matter is done based on the consideration of the difficulties of teachers and students in learning mathematics. Transformation material in mathematics vocational high school XI grade was chosen because of the frequent delays in learning this material. This was because when these learning materials must have been given, students instead have to focus on vocational practice activities to face the On the Job Training (OJT) program. The students' too busy with vocational practice activities resulted in the Transformation material being missed and made students start to feel that mathematics was not important, the most important thing was a productive subjects.

This mathematics web-based learning was developed to make students more aware that mathematics can be found in productive subjects. And in order the cognitive load of students in learning mathematics can be reduced, so that students begin to feel that learning mathematics is interesting to understand. At this stage the researchers collaborated between vocational practice activities and mathematics learning, where mathematics learning material was inserted into several steps of vocational practice activities. The parts of the developed mathematics web-based learning can be explained as follows.

At the beginning section of the application before starting the Transformation lesson, students are invited to recall the Cartesian field. The initial part of this application can be seen in the form of Fig. 1.

In this section, students are led to imagine the Cartesian coordinates on the table-set up practice. Students are stimulated to determine the correct Cartesian coordinates for placing flower vases and other table-set up practice equipment.

The second part of the application is the part where learning mathematics begins to enter the sub-section of the translation material. The second of this application can be seen in the form of Fig. 2.

In this section, the table-set-up practice has reached the laying of plates. Here students are led to understand the concept of translation material with cases of shifting plates and shifting other table-set up practice equipment. Students are led to understand that shifts that occur in plates or other items will only change the point of position, not the size or shape of the item.



Fig. 1. Given the Cartesian Coordinates.




Fig. 2. Translation Sub-Material Section.

The third part of the application is the part where mathematics learning begins to enter the Reflection material sub-section. The third of this application can be seen in the form of Fig. 3.

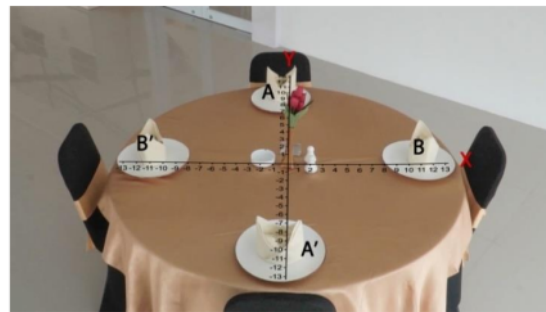


Fig. 3. Reflection Sub-Material Section.

In this section the table-set up practice has reached the laying of the napkin on the plate. Here students are led to understand the concept of Reflection material with the case of a flower vase as a mirror, where the distance from plate A to the flower vase is the same as the distance from plate A' to the flower vase. Students are led to understand the reflection that occurs on plate A and plate B and determine the position of the image according to the coordinates of the points. Students are also led to understand that the mirror in this reflection material can be a point and can also be a line.

The fourth part of the application is the part where mathematics learning begins to enter the Rotation material sub-section. The fourth of this application can be seen in the form of Fig. 4.




Fig. 4. Rotation Sub-Material Section.

In this section, the table-set up practice is equipped with cutlery placement. Here students are led to understand the concept of material Rotation with cases, rotation of the knife on the B&B plate marked with the letter "S" with the knife on the B&B plate marked with the letter "R". This rotation occurs with the flower vase as the axis. Students are led to understand the rotation that occurs if it is rotated clockwise or counterclockwise at a certain angle.

The fifth part of the application is the part where mathematics learning has entered the Dilatation material subsection. The fifth of this application can be seen in the form of Fig. 5.



Fig. 5. Dilatation Sub-Material Section.

In this section the table-set up is complete, all the cutlery, crockery, glassware, and linen that are prepared on the table as a utensil to eat for a guest have been set up. Here students are led to understand the concept of Dilatation material with cases: replacement the show plate with B&B plate; And also with the replacement of other cutlery with the same shape but different sizes. Students are led to understand the enlargement or reduction that occurs if there is a replacement in the cutlery.

This developed mathematics web-based learning had been validated by educational technology experts and mathematics education experts. In the process of validating the application of mathematics learning in this study, using a questionnaire that had been prepared to evaluate it as a research instrument. Adjusting the objectives of each questionnaire was taken into consideration in the preparation of this instrument. The questionnaires were media expert evaluation questionnaires and material expert evaluation questionnaires. The activity of reviewing the mathematics web-based learning was carried out by distributing questionnaires to experts.

The results of the validation carried out by two material experts and two media experts on the mathematics web-based learning can be seen in Table III and Table IV.

TABLE III. VALIDATION RESULTS OF MATERIAL EXPERT VALIDATION ON MATHEMATICS WEB-BASED LEARNINGS

No.	Evaluated Aspect	Number of Items	Validators		Percentage (%)	Revision
			I	II		
1	Learning Design	16	11	14	78	No revision
2	Teaching Material	6	6	5	92	No revision
Mean					85	

TABLE IV. VALIDATION RESULTS OF MEDIA EXPERTS ON MATHEMATICS WEB-BASED LEARNING

No.	Evaluated Aspect	Number of Items	Validators		Percentage (%)	Revision
			III	IV		
1	Software engineering	10	10	10	100	No revision
2	Visual Communication	13	12	11	89	No revision
Mean					95	

The validation of the mathematics web-based learning was carried out by four experts, namely two experts in the field of Learning Engineering education and two experts in the field of Mathematics Education. The evaluation carried out on the mathematics web-based learning used several aspects to measure it, including: software engineering, visual communication, learning design and teaching materials. In the aspect of "software engineering", evaluator III assigned an assessment score "1 (proper)" on each indicator with the total number of indicators was 10. Evaluator IV also gave an assessment score "1 (proper)" on each indicator with the total number of indicators was 10. So that obtained a percentage of 100%. By matching the results of these percentages with the percentage level of achievement on a five scale, the "software engineering" aspect was included in very good qualifications, so there was no need to revise this aspect. In the aspect of "visual communication" there were 13 indicator items, evaluator III gave an assessment score "1 (proper)" on 12 indicator items and "0 (it was not proper)" on 1 indicator item. Evaluator IV gave an assessment score of "1 (proper)" on 11 indicator items and "0 (they were not proper)" on 2 indicator items. So that obtained a percentage of 89%. By matching the results of these percentages with the percentage level of achievement on a five scale, the "visual communication" aspect was included in the very good qualification, so there was no need to revise this aspect. In the aspect of "learning design" which consists of 16 indicator items, evaluator I gave an assessment score "1 (proper)" on 11 indicator items and "0 (they were not proper)" on 6 indicator items. Evaluator II gave an assessment score "1 (proper)" on 14 indicator items and "0 (they were not proper)" on 2 indicator items. So that obtained a percentage of 78%. By matching the results of these percentages with the percentage level of achievement on a five scale, the "learning design" aspect is included in good qualifications, so there is no need to revise this aspect. In the aspect of "teaching material" which consists of 6 indicator items, evaluator I gave an assessment score "1 (proper)" on all indicator items. Evaluator II gave an assessment score "1 (proper)" on 5 indicator items and "0 (it was not proper)" on 1 indicator item. So that the percentage obtained was 92%. By matching the results of these percentages with the percentage level of achievement on a five scale, the "teaching material" aspect is included in very good qualifications, so there is no need to revise this aspect.

In addition to the results of the expert validity test, walkthrough activities were also carried out. In this case the author used it as a guide for revising the mathematics web-based learning. The results of the walkthrough activities can be seen in Table V.

TABLE V. WALKTHROUGH RESULTS OF MATHEMATICS WEB-BASED LEARNINGS

No.	Evaluated Aspect	Students			Quantity	Percentage (%)	Note
		I	II	III			
1.	Content	4	4	3	11	92	Very Good
2.	Learning Design	4	4	3	11	88	Very Good
3.	Implementation	3	4	3	10	83	Very Good
4.	Technical Quality	4	4	4	12	94	Very Good
Mean						89	Very Good

The results of the pretest and posttest of students who were included in the Walkthrough activity can be seen in Table VI.

TABLE VI. PRETEST AND POSTTEST RESULTS ON WALKTHROUGH ACTIVITIES

No.	Students	Pretest	Posttest
1	SPW01	65	80
2	SPW02	70	85
3	SPW03	60	75
Mean		65	80

In the walkthrough activity involving 3 students, the average increase in student learning outcomes was obtained which in the pretest the average learning outcome was 65% and in the posttest the average learning outcomes increased to 80%. The average student response questionnaire results were also obtained by 89%. If the average value is matched with the percentage level of achievement on a five scale, the walkthrough activity was considered to be running very well. Based on the results of the expert validation and walkthrough activities, it can be concluded that the developed mathematics web-based learning is proper to use. After the formative evaluation of mathematics web-based learning passed through expert validation and walkthrough activities, it was continued with Micro Group Evaluation with a larger number of students. The Micro Group Evaluation results of the Mathematics web-based learning can be seen in Table VII.

The results of the pretest and posttest of students who were included in the Micro Group Evaluation activity can be seen in Table VIII.

In the micro-evaluation activity that involved 15 students, it was found the average increase in student learning outcomes. The average learning outcome in the pretest was 69.3 and in the posttest the average learning outcomes increased to 79.6. The average student response questionnaire results of 97% also obtained. If the average value was matched with the percentage level of achievement on a scale of five, the micro-evaluation activity was considered to be running very well. Based on the results of the evaluation of the micro group, it can be concluded that the developed mathematics web-based learning was proper to use. Furthermore, the flow of formative evaluation continues to the last part, namely the Try-out. The

Try-out results of the Mathematics web-based learning can be seen in Table IX.

TABLE VII. THE MICRO GROUP EVALUATION RESULT OF MATHEMATICS WEB-BASED LEARNING

Students	Efficiency	Content	Learning Design	Implementation	Mean
S1	4	4	3	4	3.75
S2	4	4	4	4	4.00
S3	3	3	4	4	3.50
S4	4	2	4	4	4.00
S5	3	4	4	4	3.75
S6	4	4	4	4	4.00
S7	4	4	4	3	3.75
S8	4	4	4	4	4.00
S9	4	4	3	4	3.75
S10	4	4	4	4	4.00
S11	4	4	4	3	3.75
S12	4	4	4	4	4.00
S13	4	4	3	4	3.75
S14	4	4	4	4	4.00
S15	4	4	4	4	4.00
Quantity	58	59	57	58	58.00
Percentage (%)	97	98	95	97	97
Note	Very Good	Very Good	Very Good	Very Good	Very Good

TABLE VIII. PRETEST AND POSTTEST RESULTS ON MICRO GROUP EVALUATION ACTIVITIES

No.	Students	Pretest	Posttest
1	SPEM01	60	75
2	SPEM02	75	82
3	SPEM03	70	80
4	SPEM04	70	84
5	SPEM05	65	76
6	SPEM06	75	84
7	SPEM07	70	78
8	SPEM08	65	80
9	SPEM09	65	75
10	SPEM10	75	85
11	SPEM11	60	76
12	SPEM12	70	79
13	SPEM13	75	81
14	SPEM14	75	84
15	SPEM15	70	75
Mean		69.3	79.6

TABLE IX. THE TRY-OUT RESULT OF MATHEMATICS WEB-BASED LEARNING

Students	Evaluated Aspect			
	Implementat ion	Sustainabil ity	Appropria teness	Acceptance and attraction
S1	4	4	3	4
S2	4	3	4	4
S3	3	3	4	4
S4	4	3	4	4
S5	3	4	4	4
S6	4	4	4	4
S7	63	4	4	4
S8	4	4	4	4
S9	4	3	3	4
S10	4	3	4	4
S11	4	3	4	4
S12	4	4	4	4
S13	4	4	3	4
S14	4	4	4	4
S15	4	4	4	4
S16	4	4	4	3
S17	4	4	4	4
S18	4	3	3	3
S19	4	4	4	3
S20	4	3	4	4
S21	4	3	4	4
S22	3	4	4	4
S23	3	4	4	4
S24	3	4	4	3
S25	4	4	3	4
S26	4	3	4	4
S27	4	3	4	4
S28	3	3	4	3
S29	3	4	4	4
S30	3	4	4	4
Quantity	112	108	115	115
Percentage (%)	93	90	96	96
Note	50 Very Good	Very Good	Very Good	Very Good

The results of the pretest and posttest of students who were included in the Try-out activity can be seen in Table X.

In the Try-out activity involving 30 students, the average increase in student learning outcomes was obtained which in the pretest the average learning outcome was 67.8 and in the posttest the average learning outcome increased to 80.8. The average student response questionnaire results were also obtained by 93.8%. If the average value was matched with the percentage level of achievement on 9 five scale, the Try-out activity had been running very well. Based on the results of the Try-out activity, it can be concluded that the developed mathematics web-based learning was proper to use.

TABLE X. PRETEST AND POSTTEST RESULTS ON TRY-OUT ACTIVITIES

No.	Students	Pretest	Posttest
1	SPTO01	75	85
2	SPTO02	75	86
3	SPTO03	70	84
4	SPTO04	65	78
5	SPTO05	70	80
6	SPTO06	60	75
7	SPTO07	75	85
8	SPTO08	70	82
9	SPTO09	70	80
10	SPTO10	60	76
11	SPTO11	70	84
12	SPTO12	70	81
13	SPTO13	70	84
14	SPTO14	70	80
15	SPTO15	65	78
16	SPTO16	60	82
17	SPTO17	75	85
18	SPTO18	70	80
19	SPTO19	70	84
20	SPTO20	60	76
21	SPTO21	65	77
22	SPTO22	75	85
23	SPTO23	70	82
24	SPTO24	65	80
25	SPTO25	60	76
26	SPTO26	65	79
27	SPTO27	65	81
28	SPTO28	70	84
29	SPTO29	60	75
30	SPTO30	70	80
Mean		67.83	80.8

The results of this study support several previous studies. The following 45 the previous research. Bailey et al. with research title Finding Satisfaction: Intrinsic Motivation for Synchronous and Asynchronous Communication in the Online Language Learning Context. 58: results of the research showed that students' attention and motivation to learning arise when learning materials are associated 54h what students enjoy[36]. Ruder et al. with research title Getting Started with Team-Based Learning (TBL): An Introduction. The results of the research showed that stimulating student activity can be done by presenting learning challenges and direct involvement of students in learning practices[37]. Ardana et al. with the research title "The expansion of sociocultural theory-oriented mathematical learning model. The results of the stu36 indicate that learning mathematics must consider 4 pillars (learning to know, learning to do, learning to be, and learning to live together in peace and harmony) [38]. Wares with research title A Gift Box Filled with Mathematics. The results of the research show that the relationship between feedback and reinforcement will be strengthened if it is used frequently and

will decrease or even disappear if it is rarely or never used[39]. Therefore, activities related to retention are very necessary in learning. Sudiarta et al. with the title Investigation on students' mathematical online discussion: A case study in grade 8 SMPN 1 De21sar. The research result showed that online discussions are able to create very significant mathematical abilities (conceptual understanding, procedural fluency, strategic competence, adaptive reasoning, and productive disposition) and communication skills (clarification, advice). So in this case web-based learning is needed to support discussion activities. Furthermore, Chen et al. with research title Extending Cognitive Load Theory to Incorporate Working Memory Resource Depletion: Evidence from the Spacing Effect. The results of the research indicated that teachers must be able to regulate learning activities, starting from planning, the implementation process to the final stage, namely assessment or evaluation, so that students can participate in the learning process well without significant differences[40]. Based on the results of the research and several supporting theories, it can be concluded that in vocational mathematics learning there should be a collaboration of mathematics learning materials with vocational practice activities so that in addition to learning in theory students also get hands-on practical experience in learning mathematics.

IV. CONCLUSION

This research has succeeded in developing a prototype of a mathematics web-based learning that carries the theme of table set-up industry practice in the Food and Beverage Service department. In the expert test activities, the average percentage of material validators was 85% (very good) and the average percentage of media validators was 95% (very good). In the walkthrough activity, an average increase in student learning outcomes was obtained, which in the pretest was 65 and in the posttest increased to 80. The average student response questionnaire results were also obtained by 89% (very good). In the micro-evaluation activity, it was found that the average increase in student learning outcomes. The average in the pretest was 69.3 and in the posttest increased to 79.6. The average student response questionnaire results of 97% (very good) also obtained. In the Try-out activity, an average increase in student learning outcomes was obtained, which in the pretest was 67.8 and in the posttest increased to 80.8. The average student response questionnaire results were also obtained by 93.8% (very good). Thus it can be concluded that the mathematics web-based learning developed in this study has met the standards of validity, practicability and effectiveness to be said to be proper for use. Future work that can be done is to analyze the factors that are influenced by the use of this mathematics web-based learning and perform a comparative analysis with other equivalent learning applications.

ACKNOWLEDGMENT

The authors express gratitude to the Chancellor, Director of the Postgraduate Program, and Head of the Educational Sciences Study Program at Universitas Pendidikan Ganesha for their very useful support and encouragement.

REFERENCES

- [1] S. Wilson, J. McChesney, and L. Brown, "Cultural Competencies and Planning for Teaching Mathematics: Preservice Teachers Responding to Expectations, Opportunities, and Resources," *J. Urban Math. Educ.*, vol. 10, no. 1, pp. 85–112, 2017.
- [2] J. Little, "Connecting Mathematics with Science to Enhance Student Achievement -- A Position Paper," in *Mathematics Education Research Group of Australasia*, 2019, pp. 452–459.
- [3] W. Sung and J. B. Black, "Factors to Consider When Designing Effective Learning: Infusing Computational Thinking in Mathematics to Support Thinking-Doing," *J. Res. Technol. Educ.*, vol. 53, no. 4, pp. 404–426, 2011.
- [4] N. Akhter and N. Akhter, "Learning in Mathematics: Difficulties and Perceptions of Students," *J. Educ. Res. Dept. Educ. IUB, Pakistan*, vol. 15, no. 1, pp. 147–163, 2018.
- [5] P. Rowlett, E. Smith, A. S. Comer, D. O'Sullivan, and J. Waldock, "The Potential of Recreational Mathematics to Support the Development of Mathematical Learning," *Int. J. Math. Educ. Sci. Technol.*, vol. 50, no. 7, pp. 972–986, 2019.
- [6] Lambertus, "Developing Skills Understanding of Mathematical High School Student," *Int. J. Educ. Res.*, vol. 4, no. 7, pp. 315–319, 2016.
- [7] H. Stein, I. Gurevich, and D. Gorev, "Integration of Technology by Novice Mathematics Teachers -- What Facilitates Such Integration and What Makes It Difficult?," *Educ. Inf. Technol.*, vol. 25, no. 1, pp. 141–150, 2020.
- [8] H. Pathuddin, Kamariah, and M. I. Nawawi, "Buginese Ethnomathematics: Barongko Cake Explorations as Mathematics Learning Resources," *J. Math. Educ.*, vol. 12, no. 2, pp. 295–312, 2021.
- [9] A. Yulastri, H. Hidayat, Ganefri, S. Islami, and F. Edya, "Developing an Entrepreneurship Module by Using Product-Based Learning Approach in Vocational Education," *Int. J. Environ. Sci. Educ.*, vol. 12, no. 5, pp. 1097–1109, 2017.
- [10] J. Subrahmanyam, "Does Gender Play a Part in High School Students' Interest and Their Application of Cognitive Strategies in Learning Mathematics?," *Shanlax Int. J. Educ.*, vol. 9, no. 3, pp. 242–245, 2021.
- [11] K. Larkin and R. Jorgensen, "I Hate Maths: Why Do We Need to Do Maths? Using iPad Video Diaries to Investigate Attitudes and Emotions Towards Mathematics in Year 3 and Year 6 Students," *Int. J. Sci. Math. Educ.*, vol. 14, no. 1, p. 3, 2016.
- [12] N. Günbas, "Students Solve Mathematics Word Problems in Animated Cartoons," *Malaysian Online J. Educ. Technol.*, vol. 8, no. 2, pp. 43–57, 2020.
- [13] Tarzimah Tambychik and T. S. M. Meerah, "Students' Difficulties in Mathematics Problem-Solving: What do they Say?," *Procedia - Soc. Behav. Sci.*, vol. 8, no. 142–151, 2010.
- [14] J.-W. Lin, "The Impact of Team-Based Learning on Students with Different Self-Regulated Learning Abilities," *J. Comput. Assist. Learn.*, vol. 35, no. 6, pp. 758–768, 2019.
- [15] C. Whiteford, N. Kelly, and L. Dawes, "Why Become a Teacher? Exploring Motivations for Becoming Science and Mathematics Teachers in Australia," *Aust. J. Teach. Educ.*, vol. 46, no. 3, pp. 1–19, 2021.
- [16] Harun, B. Kartowagiran, and A. Manaf, "Student Attitude and Mathematics Learning Success: A Meta-Analysis," *Int. J. Instr.*, vol. 14, no. 4, pp. 209–222, 2021.
- [17] B. Liebeck-Lien, "The Bumpy Road to Implementing Cooperative Learning: Towards Sustained Practice through Collaborative Action," *Cog. Educ.*, vol. 7, no. 1, pp. 1–17, 2020.
- [18] N. Guner, "Difficulties Encountered by High School Students in Mathematics," *Int. J. Educ. Methodol.*, vol. 6, no. 4, pp. 703–713, 2020.
- [19] W. Setyaningrum, A. Mahmudi, and Murdanu, "Pedagogical Content Knowledge of Mathematics Pre-service Teachers: Do they know their students?," *J. Phys. Conf. Ser.*, vol. 97, pp. 1–8, 2018.
- [20] A. Asli and I. Zsoldos-Marchis, "Teaching Applications of Mathematics in Other Disciplines: Teachers' Opinion and Practice," *Acta Didact. Napocensia*, vol. 14, no. 1, pp. 142–150, 2021.

- [21] L. Luitel, "Exploring Teachers' Experiences on the Nature of Mathematics Based on Their Curricular and Pedagogical Practices: A Phenomenological Inquiry," *Int. Electron. J. Math. Educ.*, vol. 15, no. 3, pp. 1–12, 2020. 30
- [22] Salamia and U. Tisngati, "The Reflection Social-Cognitive Theory in Mathematics Education," in *International Conference on Educational Research and Innovation*, 2017, pp. 46–52.
- [23] P. Nugraheni and D. N. Mawardi, "The Crisis of Mathematical Learning," in *International Conference on Educational Research and Innovation*, 2017, pp. 68–71.
- [24] S. Hadi, "Authentic Assessment And Students' Mathematical Literacy," in *International Conference on Educational Research and Innovation*, 2017, pp. 53–60. 12
- [25] T. Hao and M. Pilz, "Attractiveness of VET in China: A Study on Secondary Vocational Students and Their Parents," *J. Educ. Work*, vol. 34, no. 4, pp. 47–67, 2021. 42
- [26] H. Ozdemir, "Maths Instruction in Vocational High School from Teachers and Students' Eyes: A Different Kettle of Fish," *REDIMAT - J. Res. Math. Educ.*, vol. 9, no. 2, pp. 196–214, 2020. 20
- [27] B. Küçük Demir, "The Opinions of Mathematics Teacher Candidates Who Have Received a STEM Training on STEM and the Activities They Designed in the Class," *Athens J. Educ.*, vol. 8, no. 4, pp. 401–416, 2021. 12
- [28] S. Osman, C. N. A. C. Yang, M. S. Abu, N. Ismail, H. Jambari, and J. A. Kumar, "Enhancing Students' Mathematical Problem-Solving Skills through Bar Model Visualisation Technique," *Int. Electron. J. Math. Educ.*, vol. 13, no. 3, pp. 273–279, 2018. 12
- [29] V. Manfreda Kolar and T. Hodník, "Mathematical Literacy from the Perspective of Solving Contextual Problems," *Eur. J. Educ. Res.*, vol. 10, no. 1, pp. 467–483, 2021. 27
- [30] M. Simsek and N. Yazici, "Examining the Digital Learning Material Preparation Competencies of Pre-Service Mathematics Teachers," *Particip. Educ. Res.*, vol. 8, no. 3, pp. 323–343, 2021. 24
- [31] Q. A. Alajmi, A. Kamaludin, R. A. Arshah, and M. A. Al-Sharafi, "The Effectiveness of Cloud-Based E-Learning towards Quality of Academic Services: An Omanis' Expert View," *Int. J. Adv. Comput. Sci. Appl.*, vol. 9, no. 4, pp. 158–164, 2018. 46
- [32] A. Chaffai, L. Hassouni, and H. Anoun, "Real-Time Analysis of Students' Activities on an E-Learning Platform based on Apache Spark," *Int. J. Adv. Comput. Sci. Appl.*, vol. 8, no. 7, pp. 101–109, 2017. 37
- [33] S. Schutera et al., "On the Potential of Augmented Reality for Mathematics Teaching with the Application cleARMaths," *Educ. Sci.*, vol. 11, pp. 1–18, 2021. 29
- [34] J. Weidman and G. Wright, "Promoting Construction Education in K-12 by Using an Experiential, Student-Centered, STEM-Infused Construction Model," *Technol. Eng. Teach.*, vol. 79, no. 1, pp. 8–12, 2019. 16
- [35] I. G. P. Suharta, N. N. Parwati, and I. G. N. Pujawan, "Integration of Ethnomathematics in Learning Geometry Transformation," in *5th Asian Education Symposium 2020 (AES 2020)*, 2020, pp. 107–110. 19
- [36] D. Bailey, N. Almusharraf, and R. Hatcher, "Finding Satisfaction: Intrinsic Motivation for Synchronous and Asynchronous Communication in the Online Language Learning Context," *Educ. Inf. Technol.*, vol. 26, pp. 2563–2583, 2021. 32
- [37] P. Ruder, M. H. Maier, and S. P. Simkins, "Getting Started with Team-Based Learning (TBL): An Introduction," *J. Econ. Educ.*, vol. 52, no. 3, pp. 220–230, 2021. 35
- [38] I. M. Ardana, I. P. W. Ariawan, and G. A. D. Sugihami, "The expansion of sociocultural theory-oriented mathematical learning model," *Cypriot J. Educ. Sci.*, vol. 16, no. 6, pp. 3016–3032, 2021. 9
- [39] A. Wares, "A Gift Box Filled with Mathematics," *Math. Teach. Learn. Technol. PK-12*, vol. 114, no. 4, pp. 318–324, 2021. 7
- [40] O. Chen, J. C. Castro-Alonso, F. Paas, and J. Sweller, "Extending Cognitive Load Theory to Incorporate Working Memory Resource Depletion: Evidence from the Spacing Effect," *Educ. Psychol. Rev.*, vol. 30, no. 2, pp. 483–501, 2018. 44

Development of Mathematics Web-based Learning on Table Set-Up Activities

ORIGINALITY REPORT

16%

SIMILARITY INDEX

11%

INTERNET SOURCES

9%

PUBLICATIONS

8%

STUDENT PAPERS

PRIMARY SOURCES

1	Submitted to Harding University Student Paper	1%
2	Submitted to Universitas Negeri Jakarta Student Paper	1%
3	sciencepubco.com Internet Source	1%
4	www.sciencegate.app Internet Source	1%
5	Submitted to University of Sunderland Student Paper	<1%
6	Yoshio Moritoh, Yoshiro Imai, Tetsuo Hattori. "Evaluation for distance learning scheme on distributed multiple server system", Artificial Life and Robotics, 2013 Publication	<1%
7	Submitted to Middlesex University Student Paper	<1%

8

Rif'Ati Dina Handayani, Albertus Djoko Lesmono, Srihandono Budi Prastowo, Bambang Supriadi, Nila Mutia Dewi. "Bringing Computational Thinking Skills Into Physics Classroom Through Project-Based Learning", 2022 8th International Conference on Education and Technology (ICET), 2022

Publication

<1 %

9

eprints.eudl.eu

Internet Source

<1 %

10

Submitted to Craven College, North Yorkshire

Student Paper

<1 %

11

sciencescholar.us

Internet Source

<1 %

12

www.frontiersin.org

Internet Source

<1 %

13

jurnal.unipa.ac.id

Internet Source

<1 %

14

www.ijiet.org

Internet Source

<1 %

15

Submitted to Al Ain University

Student Paper

<1 %

16

Andi Saparuddin Nur, Kartono, Zaenuri, Rochmad. "Teacher's perception of culture-

<1 %

17

Enrique Carmona-Medeiro, Juan Antonio Antequera-Barroso, José María Cardeñoso Domingo. "Future teachers' perception of the usefulness of SketchUp for understanding the space and geometry domain", Heliyon, 2021

Publication

<1 %

18

Rahmi Ramadhani, Suci Dahlya Narpila, . . . "Problem Based Learning Method with GeoGebra in Mathematical Learning", International Journal of Engineering & Technology, 2018

Publication

<1 %

19

Wagiran Wagiran, Suharjana Suharjana, Muhammad Nurtanto, Farid Mutohhari. "Determining the e-learning readiness of higher education students: A study during the COVID-19 pandemic", Heliyon, 2022

Publication

<1 %

20

www.athensjournals.gr

Internet Source

<1 %

21

I G P Sudiarta, I N Sukajaya, I G P Suharta. "Investigation on students' mathematical online discussion: A case study in grade 8 SMPN 1 Denpasar", Journal of Physics: Conference Series, 2018

<1 %

22

M. Geisser, G. W. Tischendorf, G. Stöffler.
"Comparative immunological and
electrophoretic studies on ribosomal proteins
of Bacillaceae", Molecular and General
Genetics MGG, 1973

Publication

23

www.journal.uad.ac.id

Internet Source

<1 %

24

www.springerprofessional.de

Internet Source

<1 %

25

Dewa Gede Hendra Divayana, Agus Adiarta, P.
Wayan Arta Suyasa. "Development of material
contents and online assessment based on the
SEVIMA EdLink platform for online learning of
program evaluation subject during Covid-19
pandemic in Indonesia", Journal of Technology
and Science Education, 2021

Publication

<1 %

26

Submitted to RMIT University

Student Paper

<1 %

27

iojes.net

Internet Source

<1 %

28

jume-ojs-tamu.tdl.org

Internet Source

<1 %

29

peer.asee.org

Internet Source

<1 %

30

www.iejme.com

Internet Source

<1 %

31

Submitted to University of New England

Student Paper

<1 %

32

Molly Espey. "Variation in individual engagement in team-based learning and final exam performance", International Review of Economics Education, 2022

Publication

<1 %

33

onlinelibrary.wiley.com

Internet Source

<1 %

34

Submitted to Aberystwyth University

Student Paper

<1 %

35

Submitted to Acknowledge Education Pty Ltd

Student Paper

<1 %

36

ejournal.unisbablitar.ac.id

Internet Source

<1 %

37

Sin Yin Tan, Noel Nuo Wi Tay. "Integrating augmented reality technology in education: vector personal computer augmented reality", F1000Research, 2022

Publication

<1 %

38

Submitted to University of Southern
Queensland

Student Paper

<1 %

39

research.birmingham.ac.uk

Internet Source

<1 %

40

api.openalex.org

Internet Source

<1 %

41

download.atlantis-press.com

Internet Source

<1 %

42

hipatiapress.com

Internet Source

<1 %

43

ojs3.unpatti.ac.id

Internet Source

<1 %

44

Ida Kaniawati, Widyatami Nurul Maulidina,
Hera Novia, Lyon Suyana, Achmad Samsudin,
Adam Hadiana Aminudin, Endi Suhendi.

"Implementation of Interactive Conceptual
Instruction (ICI) Learning Model Assisted by
Computer Simulation: Impact of Students'
Conceptual Changes on Force and Vibration",
International Journal of Emerging
Technologies in Learning (ijET), 2021

Publication

<1 %

45

iaiai.org

Internet Source

<1 %

www.thesai.org

46

Internet Source

<1 %

47

"ICT Analysis and Applications", Springer
Science and Business Media LLC, 2023

Publication

<1 %

48

jurnalmahasiswa.unesa.ac.id

Internet Source

<1 %

49

www.ijem.com

Internet Source

<1 %

50

Submitted to Hamdan Bin Mohammed Smart
University

Student Paper

<1 %

51

edulearn.intelektual.org

Internet Source

<1 %

52

uknowledge.uky.edu

Internet Source

<1 %

53

Peiyao Lei, Wenqing Kong, Su Han, Sunzhong
Lv, Xiaoqin Wang. "The Mathematical Culture
in Test Items of National College Entrance
Examination in China from 1978 to 2021",
Mathematics, 2022

Publication

<1 %

54

journalppw.com

Internet Source

<1 %

55

www.ijsh-t-journals.org

Internet Source

<1 %

56	d-nb.info Internet Source	<1 %
57	koreascience.kr Internet Source	<1 %
58	worldwidescience.org Internet Source	<1 %
59	"Educational Technology to Improve Quality and Access on a Global Scale", Springer Science and Business Media LLC, 2018 Publication	<1 %
60	Submitted to College of Mount St. Vincent Student Paper	<1 %
61	I Made Suarta, Rusma Noortyani, Ketut Yarsama, Ida Ayu Iran Adhiti. "The role of Teachers' Indigenous Knowledge and Cultural Competencies in Enhancing Students' Engagement and Learning Outcomes", Journal of Ethnic and Cultural Studies, 2022 Publication	<1 %
62	Syahrul Ramadhan, Atmazaki Atmazaki, Vivi Indriyani, Elfia Sukma. "Digital Teaching Materials Based on Task-Based Language Learning (TBLL) with Environmental Education: Uses in Online Distance Learning", AL-ISHLAH: Jurnal Pendidikan, 2022 Publication	<1 %

63

Submitted to Universitas Islam Indonesia

Student Paper

<1 %

64

journals.usm.ac.id

Internet Source

<1 %

65

Mansoor Al-A'ali. "A Study of Mathematics Web-Based Learning in Schools", American Journal of Applied Sciences, 2008

Publication

<1 %

Exclude quotes Off

Exclude matches Off

Exclude bibliography Off